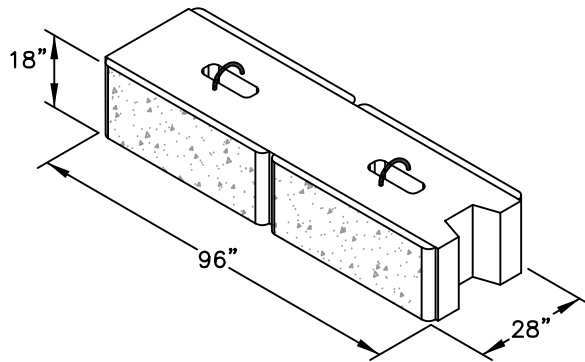


NOTE:

ENDS MAY BE MITERED FOR INSTALLATION ON A RADIUS. UNITS MAY BE CUT OR FORMED AS NEEDED IN LENGTHS BETWEEN 2.0 FEET AND 8.0 FEET.

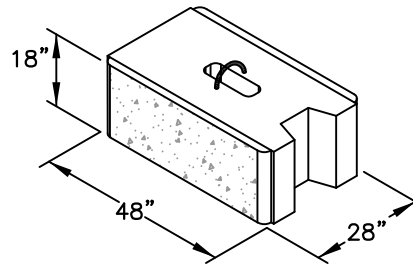
OPTIONAL:

BACKER RODS, GROUT OR MASTIC MAY BE USED BETWEEN COURSES.




STONE STRONG
DUAL FACE UNIT

NOT TO SCALE



STONE STRONG
DUAL FACE HALF UNIT

NOT TO SCALE



ALTERNATE
FINISHED END

NOT TO SCALE

CHECK ON AVAILABILITY OF ALL UNITS w/ LOCAL PRODUCER/
DEALER. SOME UNITS MAY HAVE LIMITED AVAILABILITY.

DISCLAIMER:

These typical details are preliminary and conceptual in nature. They are provided for general information purposes only. Anyone making use of these details and related information does so at their own risk and assumes all liability for such use. Site specific design should be performed by a licensed Professional Engineer based on actual site conditions, materials, and local practices.

Stone Strong LLC retains all common law, statutory, and other reserved rights to these drawings including the copyright. Limited license is granted to copy, reproduce, or modify the details to prepare construction drawings for Stone Strong retaining walls. Stone Strong LLC makes no warranties, either expressed or implied, of merchantability or fitness for any particular purpose, and accepts no responsibility for the accuracy, suitability, or completeness of information contained herein.



www.stonestrong.com

PROJECT

COMPONENTS
STONE STRONG SYSTEMS

DATE: 6/29/18 FILE: 12_Block.DualFace